

Benefits

For the Fitter:

- simple to fit
- easy adjustment using interchangeable tubes
- good access to a tracheal tube, if needed
- fine control of amount of support
- adaptable to asymmetrical cases

For the Wearer and/or Caregiver:

- a cool, comfortable collar
- low heat retention
- easy to put on and remove
- low profile; unobtrusive appearance
- minimal contact to the skin
- easy to keep clean
- lightweight support for the head

Sizes



CC01A



CC02C

The Adult size will fit from a ten year old to a large adult. The Child size will fit from about 1 year to 10 years of age. The Canadian Collar is pre-assembled and ready fit.

References:

For further reading and clinical examples:

"The Canadian Collar: A New Cervical Spine Orthosis
Hannah R.E., Cottril, S.D.
Am. Journal Occupational Therapy, pp 171-177,
March, 1985, Vol. 39, Number 3

Accessories

Large Chinpeice CCOLC

The Large Chinpeice will give broader lateral support. It can also be used as an occipital support.



Infant Chinpeice CCOFC


The Infant size Chinpeice is suitable for children as young as 6 months.

The middle chinpeice shown is standard.

Extra Tubes & T-Junctions

CCOXT

Extra tubes can be added to give lateral support and customize for difficult cases.



The extra are tubes 2.5", 3" & 3.5"
4 extra T-Junctions are also included in the CCOXT Accessories package. Other sizes of tubes are available on request.



More Fine Products from Symmetric Designs

TOT
Collar



Knee & Elbow
Orthoses

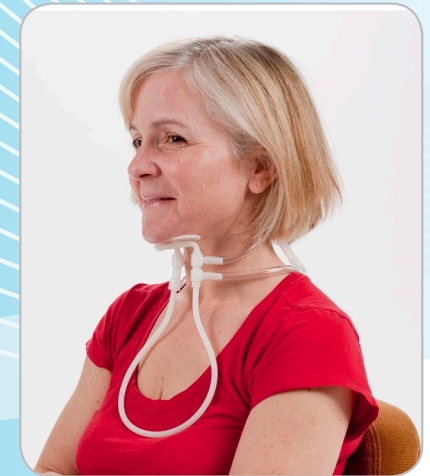


Headmaster
Collar



www.symmetric-designs.com

The Canadian Collar™



For Lightweight Support of the Head

The Canadian Collar™ is designed to relieve pain and neurological symptoms common to many cervical spine disorders

This innovative Collar is suitable for use in Rheumatoid and Osteo-Arthritis, ALS, Multiple Sclerosis, whiplash, burns and other disabilities requiring lightweight head and neck control.



Symmetric Designs

125 Knott Place, Salt Spring Island, BC V8K 2M4, CANADA

email: sales@symmetric-designs.com

www.symmetric-designs.com

Tel: 800-537-1724 Fax: 250-537-1998

Fitting Instructions

The Canadian Collar is highly adjustable. In most cases it can be fitted with just the posterior and anterior tubes.

For additional lateral support, side tubes can be added.



Step 3

Trim the pvc tubing to length. Allow a little extra for snugging up the fit.

Do not cut the tubing too short.



Final Checks

Check that the Collar fits symmetrically and that the breastplate is comfortable on the chest.

Extra tubes can be added for lateral support. (Shown) Extra tubes and T-junctions are available as a package of accessories. (See overleaf). The tubes can be cut with a sharp knife.



Step 1

Remove the chin peice and breastplate. Remove the white anterior tubes. Pull out the T-Junctions from the ends of the clear pvc tubing.



Step 4

Replace the T-Junctions and the anterior tubes. Replace the chin peice and breast plate.



The rear white tubes should rest comfortably on the back of the head. Add padding between the T-junctions if needed for extra comfort.



Step 2

Determine the length of the clear pvc tubing around the neck.

Select the length of the anterior tubes.

Allow space for the chin peice and breastplate.



Step 5


Check the fit.

Adjust the position of the chin peice by trimming the clear pvc tubing.

Trimming the upper pvc tubing will pull the chin peice in.
Trimming the lower clear pvc tubing will pull the breast plate in.



The Collar is put on by inserting the chinpeice into the front tube on the left of the Collar. The breastplate is then inserted.



Symmetric Designs accepts no liability resulting from the misapplication of this product.